



Australian Government
**Seafarers Safety, Rehabilitation
and Compensation Authority**

SEACARE NEWS

Issue: 4

October 2003

On 7 October 2003, the Hon Kevin Andrews MP replaced the Hon Tony Abbott MP as Minister for Employment and Workplace Relations. As Chairperson of the Authority, I welcome the new appointment and look forward to building an effective relationship with Minister Andrews and to progress the Authority's mission to take a leading role in minimising the human and financial costs of workplace injury in the Australian maritime industry.

Following the recent celebration of the Seacare Authority tenth anniversary it was highlighted that Mr Paddy Crumlin and Mr Martin Byrne have continued to have a role with the Authority since its formation in 1993. Along with Capt Warwick Norman, another long standing member, the Authority highly values the knowledge and experience that these members bring to the Seacare Authority.

Geoff Gronow
Chairperson
Seafarers Safety, Rehabilitation and Compensation Authority

Seacare Authority OHS Strategy

Central to the Seacare Authority's OHS Strategy, released on 6 November 2002, is the adoption of OHS improvement targets. These targets are:

- zero work-related fatalities to 2012; and
- a 20% reduction in the incidence of injury over 5 years to 2007 and a 40% reduction over 10 years to 2012.

To meet the incidence of injury targets, an average 4% reduction is required each year. Current data provided to the Seacare Authority indicates that in 2002-03 the maritime industry achieved more than a 7% reduction in the incidence of injury (the number of accepted claims per 1000 seafarers).

This outstanding result reflects the positive attitude the industry has to reducing injury rates. Congratulations to all companies who reduced their incidence of injury in 2002-03 – we look forward to continued outstanding results in 2003-04.

Asbestos Prohibition Regulation

A regulation prohibiting chrysotile and other forms of asbestos is currently being drafted. This regulation will prohibit the use of chrysotile and other forms of asbestos in the maritime industry from 31 Dec 2003. It will not cover the removal and disposal of asbestos or chrysotile asbestos that is *in situ* at the time the prohibition takes effect.

The regulation will also enable the Seacare Authority to exempt an operator in relation to the use of chrysotile in certain circumstances, such as, in a product that consists of a mixture of asbestos with a phenol formaldehyde resin or with a cresylic formaldehyde resin used in a vane for rotary vacuum pumps; or a vane for rotary compressors.

Employee and Ship Details Participants – changes to quarterly reporting

To improve the quality of information and reduce the burden on employers the Seacare Authority agreed to a new set of performance indicators for the 2003-04 year. As a result there are significant changes to when and which on-line ESD reports are to be submitted. The main changes are as follows:

- Employee numbers and hours worked are now reported every 6 months instead of every quarter (starting in January 2004);
- Employee numbers by gender, age and occupation are now reported annually instead of every quarter; and
- Details of ships covered by the Seafarers Act should now be reported every 6 months (starting in October 2003).

Key Outcomes of the Seacare Authority Meeting 47 – 21 August 2003

The Authority:

- agreed to advise the Minister that the levy rate for the Seafarers Safety Net Fund should remain at \$53 per berth per quarter with a further review at its next meeting in November 2003;
- agreed to run the next Sea Safe-Work Awards in November 2004;
- agreed to seek policy approval from the Minister for the introduction of an OHS(MI) Regulation on manual handling;
- considered a paper on the future direction of the Seacare scheme in the context of the stage 2 review of legislation now in progress; and
- agreed to implement a Seacare Leaders Program.

New Seacare Authority Logo

Arising from a decision of Government affecting all Government agencies, the Seacare Authority has a new logo. The old logo will gradually be replaced with the Australian Coat of Arms and the words Australian Government – Seafarers Safety, Rehabilitation and Compensation Authority (as featured on page 1 of this newsletter).

OHS Practitioners Networks

Regional maritime industry OHS networks in NSW, Victoria and WA are being established to assist in the dissemination and sharing of information. Everyone with an interest in maritime injury prevention and management is welcome to join. This can be done by contacting one of the following representatives who have volunteered to initially act as the convenor:

NSW

Mr Graeme Peterson (02) 9316 1024

Vic

Mr Dominic Panetta 0404 031 858

WA

Mr Roy Graham-Measor (08) 9144 4099

New Notices

Notice No.	Date of Effect	Subject
03/2003	01/7/03	Indexation-Increase in Benefits
04/2003	18/08/2003	Maximum Level of Benefits

All Seacare notices are available from the Seacare website at

www.seacare.gov.au/publications/notices/noticesInformation.htm

Publication Update

- The Seacare Authority Annual Report 2002-03 will be published on the Seacare website on 16 October 2003.
- In January 2003, AMSA issued a new Marine Notice on working at heights.
- In February 2003, AMSA issued a new Marine Notice dealing with carbon dioxide hazards.
- AMSA has partly reviewed the Australian Offshore Support Vessel Code of Safe Working Practice and re-issued a new version.
- AMSA is currently reviewing the Code of Safe Working Practice for Australian Seafarers.

AMSA publications are available from the AMSA website at www.amsa.gov.au.

Key Seacare Authority statistics and performance reports 2002 - 2003

Table 1: Claims data

Claim type	1998-99	1999-00	2000-01	2001-02	2002-03
Claims reported to AMICA	221	182	204	169	163
Accepted claims	211	157	180	152	145
Claims rejected	10	25	24	17	16
Claims pending	0	0	0	0	2
Claims accepted - on duty	180	143	167	138	126
Claims accepted - off duty	27	7	10	10	15
Journey claims	2	5	2	3	3
Claims while studying	2	2	1	1	1
Claims accepted – 5 or more days duration	181	131	145	120	118
Claims accepted – excluding property claims	208	156	180	150	145
Claims accepted – lodged with insurer	6	65	67	71	93
Work related fatality	0	0	0	0	0
Employees (Seafarers Act)	3 530	2 800	2 895	3 152	3 355
Hours worked (Seafarers Act) - adjusted	6 302 787	5 897 548	5 986 832	6 529 685	7 255 196

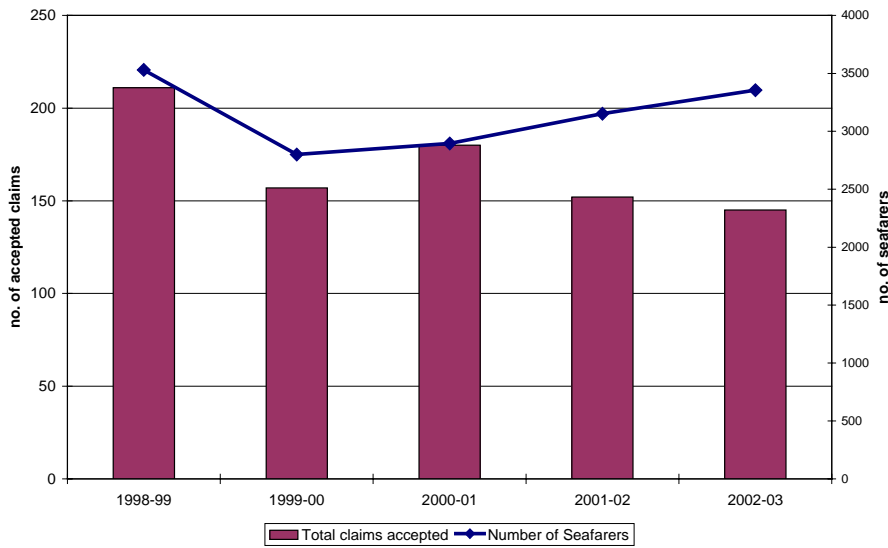
Source: AMICA, Seacare Authority

Table 2: OHS Inspectorate activity

	1998-99	1999-00	2000-01	2001-02	2002-03
Incidents reported to AMSA	69	78	69	61	78
Dangerous occurrences notified	5	8	8	5	13
Investigations of incidents	NA	23	12	14	12
Improvement notices issued	8	7	0	3	0
Prohibition notices issued	0	3	0	2	2

Source: AMSA, Seacare Authority

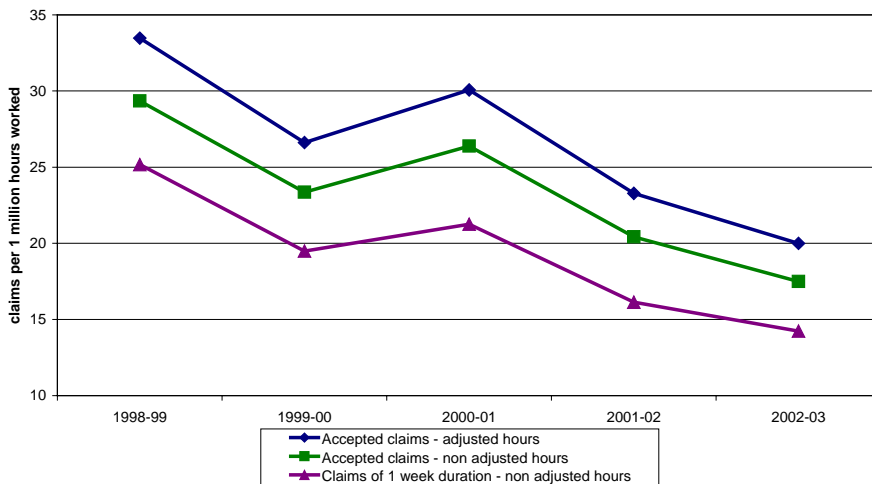
Figure 1: Numbers of employees and accepted claims 1998-99 to 2002-03



There has been a downward movement in the number of claims reported to AMICA over the last three years and an upward movement in the number of seafarers reported to the Seacare Authority in the Seacare scheme in 2002-03. This continues the pattern which commenced in 2000-01. The historically low number of claims in 2002-03 suggests that notwithstanding the increase in claims in 2000-01 over the 1999-00 claims figure, the downward movement over time in the number of claims being made and reported to AMICA is continuing.

Source: AMICA, Seacare Authority

Figure 2: The Seacare injury frequency rate (compensation claims per million hours worked) 1998-99 to 2002-03



The injury frequency rates for the Seacare scheme are calculated using three different measures, as follows:

- 1) all accepted claims and adjusted hours worked data (adjusted to 12 or 14 hours for the blue water and offshore sectors respectively);
- 2) all accepted claims but uses non adjusted (24 hours worked) data; and
- 3) accepted claims of one week or more compensated, combined with non adjusted hours worked data.

Source: AMICA, Seacare Authority

Figure 3: Accepted claims by mechanism of injury 1998-99 to 2002-03

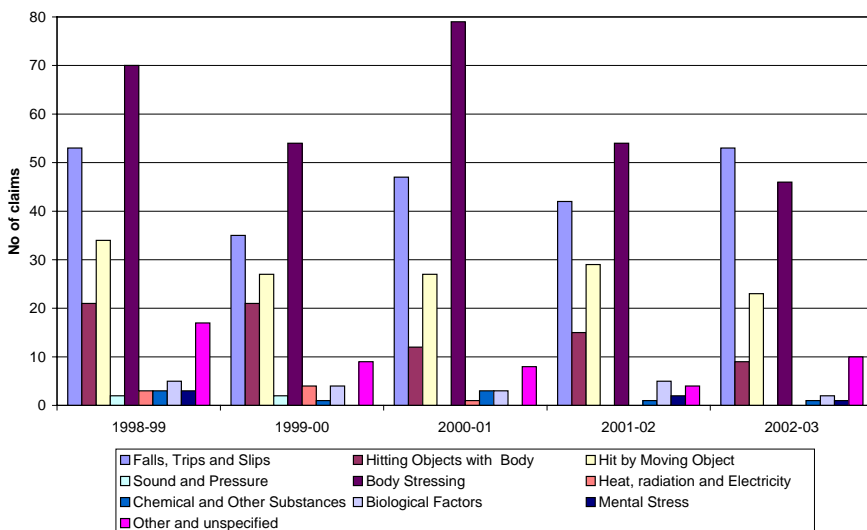


Figure 3 shows that falls, slips and trips injuries were the most prevalent mechanism of injury in 2002-03, and that this type of injury has risen since 2001-02. Falls, slips and trips is followed by body stressing and being hit by a moving object, both of which have declined relative to 2000-01 and 2001-02. Biological factors (for example, fungal infections, viral infections) were a less significant cause of injuries in 2002-03 relative to 2001-02 as was mental stress.

Source: AMICA, Seacare Authority

Figure 4: Percent claims compared to percent seafarers per age range 2002-03

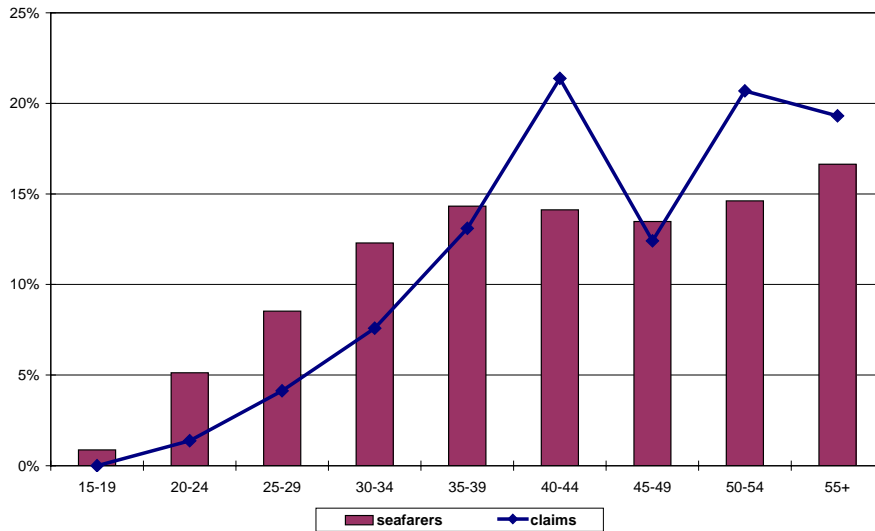
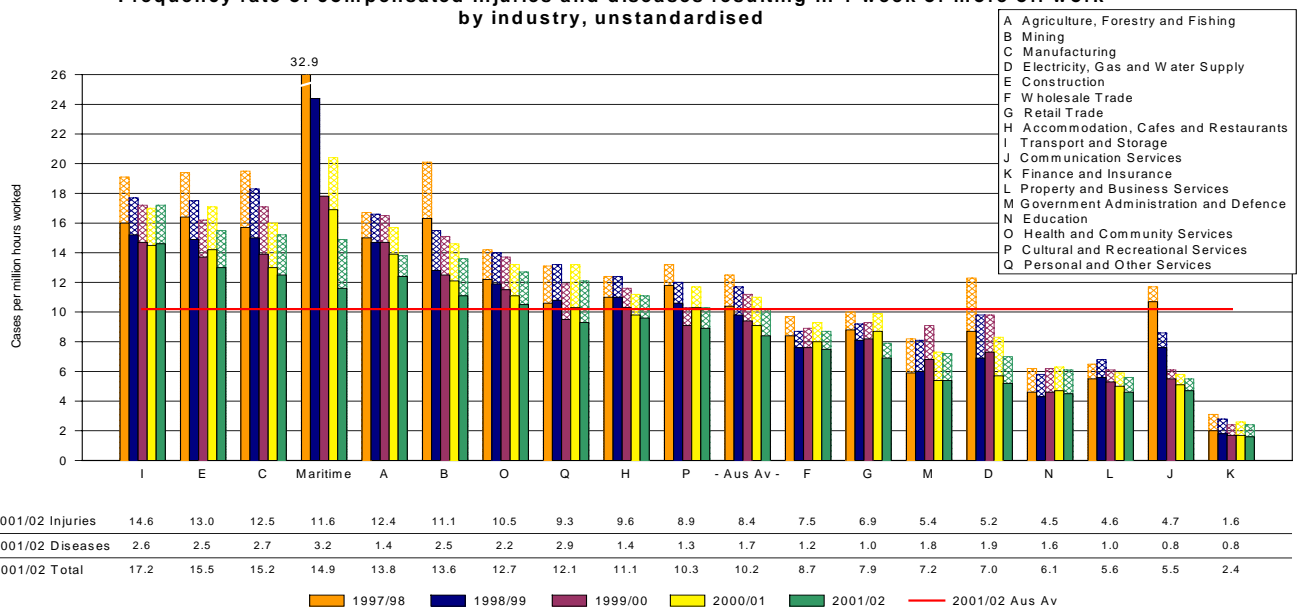


Figure 4 shows that nearly 60% of seafarers are over the age of 40 and contribute to 73% of claims. The age groups with the highest proportion of claims are the 40 – 44 and 50 – 54 age groups each have 21% (totalling 42%) of the total claims whereas they only make up 29% of total seafarers. The graph also indicates the 55+ age group has the highest number of seafarers (17%) supporting the anecdotal evidence of the ageing workforce in the maritime industry.

Source: AMICA, Seacare Authority

Figure 5: Trends, frequency of injury and disease resulting in one week or more compensated, by industry, 1997-98 to 2001-02, CPM data

Frequency rate of compensated injuries and diseases resulting in 1 week or more off work by industry, unstandardised



Source: Comparative Performance Monitoring Report, 5th edition.

For the first time since CPM reporting commenced, the maritime industry (as represented by the Seacare scheme) does not exhibit the highest injury frequency rate of any industry in Australia. In 2001-02 the maritime industry shows a better injury frequency rate than the transport and storage, construction, manufacturing and agriculture, forestry and fishing industries. However, the disease frequency rate remains the highest of any industry.

Seacare Contacts

Members:

Mr Geoff Gronow	Chairperson
Mr Noel Swails	Deputy Chairperson
Capt Warwick Norman	Employer member
Mr Mal Hearnden	Employer member
Mr Paddy Crumlin	Employee member
Mr Martin Byrne	Employee member
Mr Clive Davidson	Australian Maritime Safety Authority

Deputy Members

Mr Bob Evans	Deputy to Mr Clive Davidson
Mr Mick Doleman	Deputy to Mr Paddy Crumlin
Mr Trevor Griffett	Deputy to Capt Warwick Norman
Mr John Flood	Deputy to Mr Mal Hearnden
Mr John Wydell	Deputy to Mr Martin Byrne

Seacare Management Group:

Rod Pickette	Manager, Seacare
Leanne Yeates	Assistant Manager, Seacare

Contact details:
 Phone: (02) 6275 0070
 Fax: (02) 6275 0067
 Email: seacare@comcare.gov.au
 Website: www.seacare.gov.au
 Address: GPO Box 9905
 CANBERRA ACT 2601